

PROCESS SENSORS AND CONTROLS

◆ MOTION CONTROL ◆

- ◆ MT-300 ◆ MT 400
- ◆ PROXIMITY SWITCHES

FEATURES:

- ◆ MT-300: Single or dual control points analog meter.
- ◆ MT-400: Single or dual control points with or without digital meter, 14 models available.
 - ◆ PROXIMITY SWITCH: Various models and sizes available.

SPECIFICATIONS:

- ◆ 4-20 MILLI-AMP OUTPUT WITH MT-400.
- ◆ 5 AMP RELAY CONTACTS.
- ◆ DIGITAL OR ANALOG.
- ◆ PROBE WILL MONITOR: Any moving metal.
- ◆ PROBE VOLTAGE: Under 12 VDC



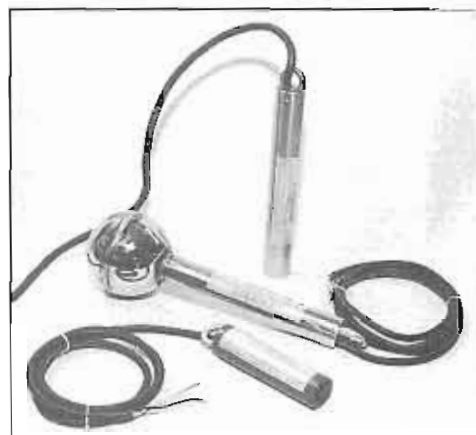
MAXI-TRONIC - MT Series Motion Sensor Probes are UL Listed for Class II, Division 2, Groups F and G.

◆ TILT SWITCHES ◆

- ◆ GREAT FOR BIN AND TANK HIGH LEVELS
- ◆ PVC - STAINLESS STEEL
- ◆ MINI AND STANDARD
- ◆ FLOAT SWITCH FOR LIQUID LEVELS
- ◆ 15° - 30° - 45° ANGLE OF ACTIVATION

SPECIFICATIONS:

- ◆ 2 AMP TO 25 AMP: Output or input depending on type of switch used.
- ◆ 6' 18-3 RUBBER JACKET WIRING CABLE.
- ◆ 1/4" EYE HOOK: For mounting to your support.



◆ TEMPERATURE MONITORING ◆



MT DIGITAL TEMPERATURE 2000 SPECIFICATIONS:

- ◆ Bearings
- ◆ Bucket Elevators
- ◆ Conveyors
- ◆ Crushers
- ◆ Dryers
- ◆ Gear Reducers
- ◆ Generators
- ◆ Grinders
- ◆ Hammer Mills
- ◆ Mechanical Drives
- ◆ Mixers
- ◆ Motors
- ◆ Pumps
- ◆ Presses

ANNUNCIATOR TYPE TEMPERATURE

SPECIFICATIONS:

- ◆ SENSOR ELEMENT: Sensors are PTC (Positive Temperature Coefficient).
- ◆ SENSOR HOUSING:
 - ◆ Bearings lubricate through stainless steel housing with sensor element touching outer bearing race.
 - ◆ Flat pack type for surface monitoring
 - ◆ Belt alignment brass rub block.
- ◆ SENSOR WIRE WITH PTC: Any 16-18 ga. copper — up to 5,000 ft.
- ◆ SENSOR VOLTAGE: MAX 12 VDC.
- ◆ RELAY OUTPUTS: For shutdown alarms.

FEATURES:

- ◆ EASY INSTALLATION.
- ◆ EACH SENSOR IS ON LINE 100% OF THE TIME: Continuous monitoring of temperature.
- ◆ INDIVIDUAL INDICATOR LIGHT: For each sensor point.
- ◆ WORKS IN FAIL SAFE: No moving parts.
- ◆ EASY IDENTIFICATION OF ALARM POINT.

- ◆ Each temperature PC board display will handle four (4) temperature sensors.
- ◆ Outputs (common relay output N/O-N/C, 3 amp) for each input.
- ◆ 4-20MA and RS232 output for each input point.
- ◆ High temperature alarm calibration using a potentiometer. (no battery back up needed for memory)
- ◆ If excess temperature occurs, location will lock on until reset. Other temperature input will continue to scan.
- ◆ Each input can be manually scanned.
- ◆ Location of each sensor is displayed 1-2-3-4 with each display.
- ◆ Temperature reading at display plus or minus 1% of reading.
- ◆ Platinum RTD's used within the sensor. (thermocouple optional)
- ◆ Each sensor will use a four-(4) conductor plain copper wire. Will use 24-26 gauge for sensors up to 1000' distance and 24 gauge for sensors up to 5000' distance from the control housing. (for supervised circuits)
- ◆ No thermocouple cable required. (with RTD's using 4 wire system)
- ◆ Thermocouple sensors will need thermocouple wire.
- ◆ Two-(2) wire RTD's will need RTD type cable.
- ◆ Sensor cable can be run in conduit with high voltage wire, electrical noise has no effect. (with RTD's using 4 wire system)
- ◆ Office alarm with silence button on control unit.
- ◆ Panel mount version. (optional)



MAXI-TRONIC - HBSG and RB Type
Sensors are UL Listed for Class II,
Division 2, Groups F and G.



1.800 KC SUPPLY (527.8775)
www.kcsupply.com

Phone 816.753.7676
email: kcsupply@kcsupply.com

Fax 816.753.0444

143

◆ MULTI-MONITORING SYSTEMS ◆

Ideal For Monitoring Elevators and or Conveyers

FEATURES:

- ◆ COMBINES MAXI-TRONIC MOTION CONTROL BEARING TEMPERATURE - BELT ALIGNMENT SYSTEMS.
- ◆ CONTROLS ARE AVAILABLE IN ANY COMBINATION.
- ◆ MULTIPLE EQUIPMENT MAY BE MONITORED.

◆ BASIC 4 PROCESSING SYSTEM ◆

OPERATION APPLICATION

- ◆ Control Temperature
- ◆ Liquid Level Control
- ◆ Position Control
- ◆ Tilt Switch Control

PRACTICAL APPLICATION

- ◆ Bearings
- ◆ Gear Reducers
- ◆ Mixers
- ◆ Bucket Elevators
- ◆ Generators
- ◆ Motors
- ◆ Conveyors
- ◆ Grinders
- ◆ Pumps
- ◆ Crushers
- ◆ Hammer Mills
- ◆ Presses
- ◆ Dryers
- ◆ Mechanical Drives



FEATURES:

FIBERGLASS OR POLYCARBONATE ENCLOSURE

- ◆ CONTROL: Will handle 4 inputs.
- ◆ RELAY OUTPUT: For each input.
- ◆ INPUT SENSORS: Are low voltage and current for Class II, Div. 2, Groups F and G.
- ◆ TIME DELAY OF 1.5 SECONDS: For avoiding false indications.
- ◆ LED STATUS INDICATORS: Open/Closed for each sensor.
- ◆ CAN BE USED WITH ANY N/C DRY CONTACT SWITCH.
- ◆ N/O DRY CONTACT SYSTEMS AVAILABLE.

◆ SIGNAL CONDITIONERS ◆


INTERFACE ANY NEW OR EXISTING MAXI-TRONIC HOT BEARING OR ALIGNMENT SENSOR TO A PROGRAMMABLE LOGIC CONTROLLER (PLC) OR PC

FEATURES:

- ◆ DEPENDING ON MODEL PRINTED CIRCUIT BOARD: Can monitor 4 or 8 sensors.
- ◆ CAN RECEIVE SIGNALS: From PTC - HB or RB sensor.
- ◆ PRINTED CIRCUIT BOARD (PCB) CAN BE PURCHASED: Panel mount or in control housing.
- ◆ IDEAL FOR PLC, PC OR OTHER CONTROL APPLICATIONS.
- ◆ OPTIONAL FIBERGLASS OR POLYCARBONATE NEMA ENCLOSURE.

SPECIFICATIONS:

- ◆ EACH SENSOR HAS DRY CONTACT RELAY N/O AND N/C.
- ◆ RELAY RATED AT 3 AMPS.
- ◆ ONLY 10 VDC MAX TO SENSOR.



◆ TIMING MODULE - PROCESS CONTROLLER ◆


- ◆ IDEAL FOR ELEVATOR-CONVEYOR INTERLOCKING

FEATURES:

- ◆ WILL CONTROL TWO PIECES OF EQUIPMENT.
- ◆ DELAY ON - DELAY OFF USER ADJUSTABLE.
- ◆ MANUAL OR AUTO RESET.
- ◆ WARNING ALARM STANDARD.
- ◆ ALLOWS CONTROLLED START UPS - SHUT DOWNS.
- ◆ WILL WORK WITH ANY N/C TYPE SENSOR.

SPECIFICATIONS:

- ◆ VOLTAGE TO SENSOR: 12 VDC (max) - Current 10 MA (max).
- ◆ SUPERVISED CIRCUITS.
- ◆ OUTPUTS TO SENSORS ARE FUSED.
- ◆ RELAY OUTPUTS: 5 amp @ 240 VAC.



◆ FLOW/NO FLOW CONTROL ◆

FEATURES:

- ◆ MONITORS MOVEMENT: Of almost anything through a pipe or chute system (air - liquids - solids).
- ◆ SENSOR EXTERNALLY MOUNTS: To the outside of pipe or chute.
- ◆ ADJUSTABLE SENSITIVITY: Per application demand.
- ◆ MONITORS PIPE SYSTEM: 1/2 to 60" metallic pipe.

FEATURES:

- ◆ PLC/RS 232 - LOW/HIGH OUTPUT.
- ◆ TTL - LOW/HIGH OUTPUT.
- ◆ RELAY: 4 Amp 125 VAC N/O - N/C contact.
- ◆ HOUSING NEMA 3-4-12.
- ◆ SENSOR: Low voltage 5 VDC - 200 MA maximum.

